

LandRoller.

US
M / W

UK / EUR

30 cm — 12" —

13 / 14 ————— 12 / 47

12 / 13 ————— 11 / 46

11" —

11 / 12 ————— 10 / 45

10 / 11 ————— 9 / 44

9 / 10 ————— 8 / 43

25 cm — 10" —

8 / 9 ————— 7 / 42

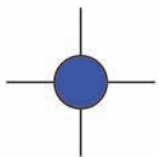
7 / 8 ————— 6 / 41

6 / 7 ————— 5 / 40

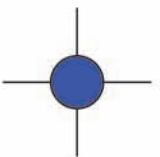
9" —

5 / 6 ————— 4 / 39

20 cm — 8" —

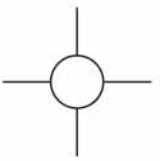
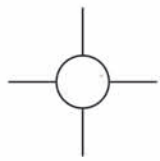


7" —



15 cm — 6" —





7" —

6" —

5" —

4" —

3" —

2" —



1" —

0" —

15 cm —

10 cm —

5 cm —



**PLACE HEEL
HERE**



Use inches to verify
printout accuracy



INSTRUCTIONS FOR USE:

To determine the correct size, print out the PDF file. Placing this sheet on top, align each printed page with the cross hatch marks (just left of the 7" line and on the opposite side on the right). Tape these pages together and follow the instructions below:

Place your heel on the chart where indicated and measure to the end of the longest toe. If you are between sizes, we recommend rounding up for a more snug fit or rounding down for high performance fit. If there is room for growth, choose one size larger. LandRoller Mojo skates run more true to size in comparison with previous models.